

REPORT FOR THE POLICE AND CRIME PANEL - PUBLIC CONSULTATION 2022

My commitment to “listening, responding and being accountable” – as set out in my Police and Crime Plan – continues to be given high priority by my office.

This year, for the fifth year running, I commissioned detailed and statistically robust research to understand residents’ views on Council Tax, policing services and experiences of crime.

Once again we enlisted a wide range of marketing channels to reach a range of different communities – including Facebook, Instagram, local media, our Safer Together teams and direct email through Lincs Alert and Next Door.

The number of respondents completing the survey topped 3,000 again – despite the fact the survey was “live” for eight fewer days than last year. The number of respondents per district was as follows:

- Boston – 197
- East Lindsey – 710
- Lincoln – 285
- North Kesteven – 591
- South Holland – 351
- South Kesteven – 479
- West Lindsey – 409

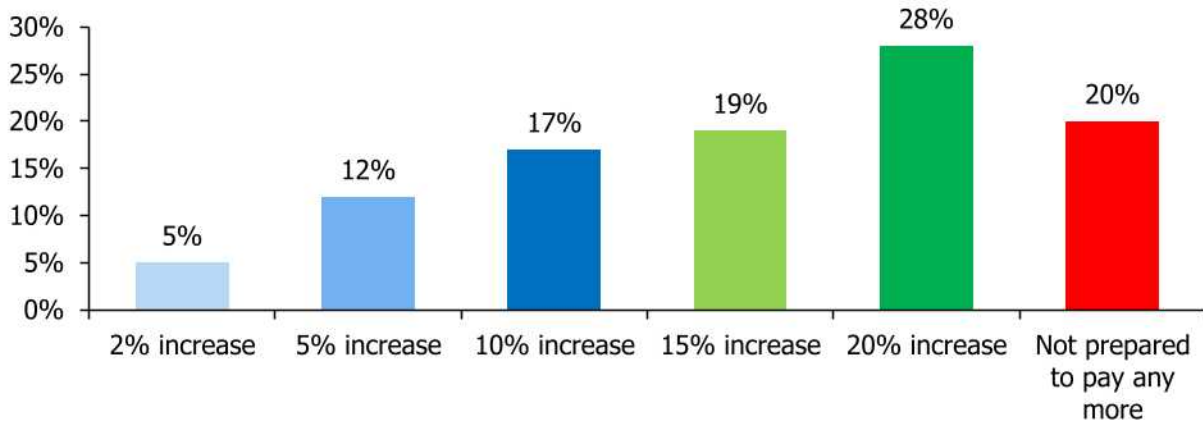
As an elected Police and Crime Commissioner I both appreciate and understand that I am accountable for my decisions to the public of Lincolnshire. I have always passionately believed that everyone deserves a say in what we do and place a high priority on listening to and respecting the voices of the people.

It is in this context that I have received the results of the survey. Personally, I have been sceptical of asking residents for an increase in Council Tax at a time when communities have struggled to cope with the Covid pandemic and its economic impact.

Nevertheless, I simply cannot ignore the very clear directive sent by the public in this year’s survey. They have made it clear they want to see continued investment in protecting and growing the policing services that protect their families, homes, community and way of life and are prepared to, in part fund this through their Council Tax contributions.

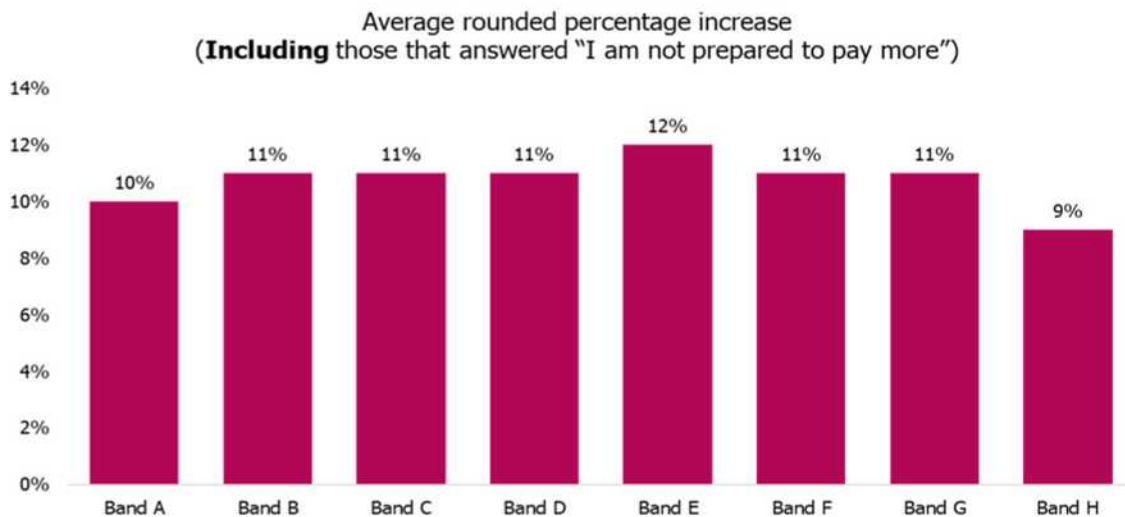
Not only did eight out of ten people support an increase in funding for Lincolnshire Police – but an overwhelming 70% were prepared to pay at least 5% more.

Q - Please indicate below how much more you would be prepared to pay per week, to fund policing and crime prevention across LINCOLNSHIRE. (Please select one option)



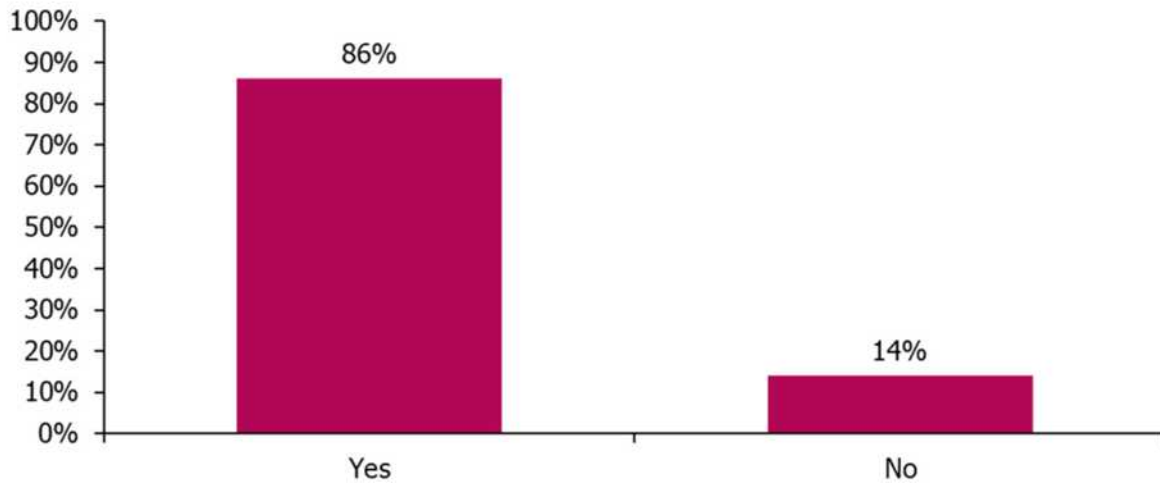
Amongst those residents selecting an increase, the average level chosen is c.13% across all of the Bands, with the exception of G & H where it averages out at 12%.

Even when those not prepared to pay any more are included, the average percentage increase across the vast majority of the Council Tax Bands is 11%, falling to 10% in Band A and dropping to 9% in Band H.



In addition to these results the vast majority of residents have also expressed the view that the police precept should be planned over a three-year period – allowing them to plan their own future costs.

Q - Do you agree that it's helpful for you to know what your own police precept contribution will be every year until 2025, meaning that you will know the most that it will be and can plan accordingly?



These numbers climb as high as 95% in South Kesteven and East Lindsey, 92% in North Kesteven and 91% in Boston, West Lindsey and Lincoln. Only South Holland dipped below the 90% approval rating.

The professional market research company that has carried out the survey work on the basis of delivering results that meet industry standards in confidence level and confidence interval to ensure the statistical significance of the result.

I am confident the survey results represent a very statistically robust understanding of the views of the residents of Lincolnshire. Given the level of proposed increase is just 3.75% I feel confident it has widespread public support.